

Handbook

SVQ2 PEO Fabrication and Welding Apprentices
SCQF Level 5



Table of Contents

Welcome and Overview	3
Key Contacts	3
Aims of your Course.....	4
Structure of your Course	4
Progression Routes to Further Study and Employment.....	5
Get Tech Ready	8
Recommended Texts / Reading List.....	9
Lost Property.....	9
Opening Times.....	9
References.....	9

Welcome and Overview

As you begin your student experience with us, you are entering a supportive and vibrant learning community built on mutual respect and collaboration.

At UHI Inverness we are committed to providing you with the resources you need to thrive academically and personally. Our Student Support Centre and The Bothy, our drop-in workshop and support venue, are open every weekday to assist you every step of the way. They are both located behind reception at the Inverness Campus.










We also offer cost-of-living support such as our foodbank, The Larder, and our free toiletries cupboard, The Cubby, which can both be found in the atrium. Additionally, we provide three free car parks and bike storage at the Inverness Campus and there are public service bus stops in our grounds.

As part of our commitment to create a healthy and inclusive environment, we are proud to maintain a smoke-free campus. Smoking and vaping are only permitted in the smoking shed by car park one. Please refrain from smoking at entrances, exits, and approaches to our campus buildings to uphold our clean and welcoming atmosphere.

We are excited to welcome you to UHI Inverness and look forward to supporting you throughout your time with us.

Please read the [Welcome Guide](#) and [Key Information Booklet](#). There is a variety of information contained in these guides, some of which will be of greater relevance to you as you work through the course. They are there to dip in and out of when you feel you need a bit more information.

Key Contacts

Our Student Support phone number is:		01463 273208
Our Student Support email address is:		Student.Support.ic@uhi.ac.uk
Our Learning Support Team email address is:		Additionalssupport.ic@uhi.ac.uk
Our Wellbeing Team email address is:		Wellbeing.ic@uhi.ac.uk
Our Library phone number is:		01463 273248
Our Library Team email address is:		Library.ic@uhi.ac.uk
Campus Reception		01463 273000
The Bothy email address is:		Thebothy.ic@uhi.ac.uk
Highlands and Islands Student Association		Hisa.inverness@uhi.ac.uk

Aims of your Course

The specific aims of your course are:

- Introduce a range of welding, fabrication and cutting skills.
- Introduce problem solving, teamworking and essential skills.
- Introduce tasks that span multiple skills and knowledge.

Structure of your Course

The units you may study are as follows:

Unit Code	Unit Title	Credit Value	Semester
F3GB 11	Communication (Intermediate 2)	1	IN2
F3GD 11	Problem Solving	1	IN2
F3GE 11	Working with Others	1	IN2
F3GF 11	Numeracy - Int 2	1	IN12
F3HV 11	Mathematics: Craft 1	1	IN12
F5D6 11	Engineering; Using Information Technology	1	IN12
F5DE 11	Engineering Project	1	IN2
F5DG 11	Health and Safety: Engineering	1	IN2
F5EW 11	Fabrication Processes	1	IN2
F5F1 11	Thermal Cutting Skills	1	IN12
F5F3 11	Welding Processes	1	IN12
F5F6 12	Manual Metal Arc (MMA) Welding Skills	1	IN12
F5F7 12	Metal Inert Gas (MIG) / Metal Active Gas (MAG) Welding Skills	1	IN12
F5FG 11	Fabrication Skills	2	IN12
PEO2001A	Complying with Statutory Regulations and Organisational Safety Requirements	1	IN12
PEO2002A	Using and Interpreting Engineering Data and Documentation	1	IN12
PEO2003A	Working Efficiently and Effectively in Engineering	1	IN12
PEO2023	Producing Platework Components and Assemblies	1	IN12
PEO2024	Cutting and Shaping Materials Using Thermal Cutting Equipment	1	IN12
PEO2027	Preparing and Using Manual Metal Arc Welding Equipment	1	IN12
PEO2028	Preparing and Using Manual Tig or Plasma Arc Welding Equipment	1	IN12
PEO2029	Preparing and Using MIG/MAG and Other Continuous Wire Welding Equipment	1	IN12
STUADV	Studies Advisor	1	IN12
THEFAB	Thermal Fabrication Skills	3	IN12
MIGWPS	MIG Welding Preparation Skills	1	IN12

MMAWPS	MMA Welding Preparation Skills	3	IN12
TWPSKL	TiG Welding Skills	2	IN2

IN1 = Semester 1 IN2 = Semester 2 IN12 = Semester 1 & 2

The units that make up this qualification are a combination of those approved by Awarding Bodies, for example, EAL or Skills register units designed to enhance your learning.

Progression Routes to Further Study and Employment

The curriculum area map clearly shows where this programme sits within this wider curriculum area, and the future progression routes which may be open to you after successful completion of this course.

You may wish to continue your studies and apply for a place on the Fabrication and Welding SVQ3 Apprenticeship.

Engineering Craft

Motor Vehicle Courses	SCQF	Mode of study
Access to Motor Vehicle (Jan Start)	3	Full time
IMI Level 1 Vehicle Maintenance & Repair	4	Full time
IMI Level 2 Vehicle Maintenance & Repair	5	Full time

Fabrication & Welding Courses	SCQF	Mode of study
Fabrication and Welding SVQ2	5	Full time
Fabrication and Welding SVQ2 & NC	5	Block release
Fabrication and Welding SVQ3	6	Work Based

Mechanical Engineering Courses	SCQF	Mode of study
Engineering Practice NC	5	Full time
Performing Engineering Operations (Mechanical) SVQ 2 Apprenticeship	5	Block release
Performing Engineering Operations (Mechanical/ Electrical) SVQ 2 Apprenticeship	6	Block release
Engineering Maintenance (Mechanical) SVQ 3	6/7	Work Based
Engineering Maintenance (Electrical) SVQ 3	6/7	Work Based
Engineering Maintenance (Multi-skilled) SVQ 3	6/7	Work Based

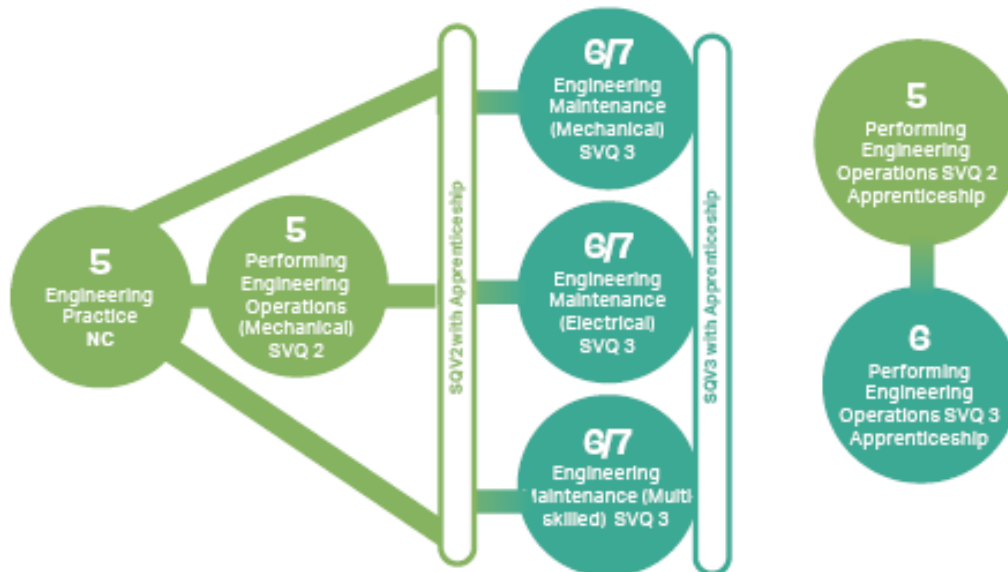
Motor Vehicle progression route



Fabrication & Welding progression route



Mechanical Engineering progression route



Get Tech Ready

You will be using lots of different digital tools and systems as a student with us.

The following information will help you prepare for starting your studies.

We have also listed some of the main services you will be using when you start with us:

MyDay, our student portal – Some of the key tiles include:

- Brightspace, our virtual learning environment
- Mail
- UHI Print
- Absences & Timetables



Recommended Texts / Reading List

There are no set recommended texts for this course, but your tutors may advise further reading pertaining to individual subjects.

You can take out 15 books at a time from the Library and there is a drop-box and in the Ground Floor Atrium where you can leave books if the Library is closed.

Lost Property

Lost property can be handed in to the reception desk at the Inverness campus or Balloch campus. Items such as clothing, bags shoes will be held for **one month** only. After such time these will be sent to local charities. Items such as earphones and water bottles will be destroyed after **one month**. Valuables items (passports, driving licences, mobiles, purses, wallets, bags and jewellery) will be taken to the Police on a **monthly** basis.

Bank cards are **not** considered valuable and will be kept for **one** week before being destroyed by the Estates Team or our Data Protection Officer, who will shred on our behalf.

Items containing food or drink will be disposed of immediately.

Opening Times

Opening times can be viewed on our webpage. Please select the relevant campus:

[Study - Our campuses \(uhi.ac.uk\)](#)

References

Useful information about UHI Inverness

Includes strategies, publications and Student Code of Conduct

[About us - Publications \(uhi.ac.uk\)](#)