

Course Handbook

IMI Level 1 Vehicle Maintenance & Repair
SCQF Level 4



Table of Contents

Welcome and Overview	3
Key Contacts	3
Aims of your Course.....	4
Structure of your Course	4
Progression Routes to Further Study and Employment.....	5
Get Tech Ready	8
Personal Support Whilst Learning	9
Your PDA.....	9
PDA Time.....	10
Recommended Texts / Reading List.....	11
Lost Property.....	11
Opening Times.....	11
References.....	11

Welcome and Overview

As you begin your student experience with us, you are entering a supportive and vibrant learning community built on mutual respect and collaboration.

At UHI Inverness we are committed to providing you with the resources you need to thrive academically and personally. Our Student Support Centre and The Bothy, our drop-in workshop and support venue, are open every weekday to assist you every step of the way. They are both located behind reception at the Inverness Campus.












We also offer cost-of-living support such as our foodbank, The Larder, and our free toiletries cupboard, The Cubby, which can both be found in the atrium. Additionally, we provide three free car parks and bike storage at the Inverness Campus and there are public service bus stops in our grounds.

As part of our commitment to create a healthy and inclusive environment, we are proud to maintain a smoke-free campus. Smoking and vaping are only permitted in the smoking shed by car park one. Please refrain from smoking at entrances, exits, and approaches to our campus buildings to uphold our clean and welcoming atmosphere.

We are excited to welcome you to UHI Inverness and look forward to supporting you throughout your time with us.

Please read the [Welcome Guide](#) and [Key Information Booklet](#). There is a variety of information contained in these guides, some of which will be of greater relevance to you as you work through the course. They are there to dip in and out of when you feel you need a bit more information.

Key Contacts

Your Personal Development Advisor (PDA) is:		Tabitha Rattray
Your PDA's phone number is:		07384 246 345
Your PDA's email address is:		Tabitha.Rattray.ic@uhi.ac.uk
Our Student Support phone number is:		01463 273208
Our Student Support email address is:		Student.Support.ic@uhi.ac.uk
Our Learning Support Team email address is:		Additionalssupport.ic@uhi.ac.uk
Our Wellbeing Team email address is:		Wellbeing.ic@uhi.ac.uk
Our Library phone number is:		01463 273248
Our Library Team email address is:		Library.ic@uhi.ac.uk
Campus Reception		01463 273000
The Bothy email address is:		Thebothy.ic@uhi.ac.uk
Highlands and Islands Student Association		Hisa.inverness@uhi.ac.uk

Aims of your Course

The specific aims of your course are:

- **Introduction to automotive Maintenance and Repair:** This course provides learners with an understanding of the motor vehicle industry and introduces them to vehicle maintenance and repair skills in a practical and realistic way.
- **Preparation for a Career:** It prepares students for a career in the motor vehicle industry equipping them with foundational knowledge and skills relevant to light vehicle maintenance and repair along with the ability to safely use various tools and processes.
- **Flexible Learning:** Learners develop practical skills in a mainly hands-on setting, allowing them to explore various aspects of automotive maintenance. These practical skills are backed up with the supporting theory work which forms an e-portfolio of evidence.

Structure of your Course

The units you may study are as follows:

Unit Code	Unit Title	Credit Value	Semester
IMIEMV20	Routine Vehicle Maintenance Processes and Procedures	0.5	IN2
IMIEMV21	Vehicle Driveline Maintenance	0.5	IN2
IMIEMV22	Spark Ignition System Maintenance	0.5	IN1
IMIMV01	Health and Safety in the Workplace	0.75	IN1
IMIMV02	Locating, Interpreting and Using Technical Information	0.5	IN12
IMIMV03	Applying Engineering Techniques in an Automotive Environment	0.5	IN2
IMIMV04	Knowledge Relating to Automotive Foundation Skills	0.5	IN2
IMIMV06	Preparation to Become a Vehicle Driver	0.25	IN2
IMIMV08	Reducing Risks When Driving Vehicles	0.5	IN1
IMIMV11	Health and Safety Practices in a Maintenance and Repair Environment	0.5	IN1
IMIMV12	Tools, Equipment and Consumable Materials for Vehicle Maintenance	0.5	IN12
IMIMV19	Spark Ignition Engine System Components and Operation	0.75	IN1
IMIMV21	Air and Liquid Cooling System Components and Operation	0.5	IN2
IMIMV22	Lubrication System Components and Operation	0.5	IN2
IMIMV25	Introduction to Compression Ignition Fuel Systems	0.75	IN2
IMIMV26	Compression Ignition Fuel System Maintenance	0.5	IN12
IMIMV27	Vehicle Steering and Suspension System Components and Maintenance	0.75	IN2

IMIMV28	Light Vehicle Braking System Components and Maintenance	0.75	IN1
IMIMV29	Light Vehicle Wheel and Tyre Construction and Maintenance	0.5	IN1
IMIMV31	Light Vehicle Exhaust System Components and Maintenance	0.5	IN2
IMIMV47	Electrical Foundation Skills	0.75	IN2
IMIMV48	Lighting System Maintenance	0.5	IN2
IMIMV86	The Retail Motor Industry	0.25	IN2
LVWKS1	Light Vehicle Workshop Skills 1	2.5	IN1
STUADV	Studies Advisor	1	IN12

IN1 = Semester 1 IN2 = Semester 2 IN12 = Semester 1 & 2

The units that make up this qualification are a combination of those approved by Awarding Bodies, for example, IMI and Skills register units designed to enhance your learning.

Progression Routes to Further Study and Employment

The curriculum area map clearly shows where this programme sits within this wider curriculum area, and the future progression routes which may be open to you after successful completion of this course.

You may wish to continue your studies and apply for a place on the IMI Level 2 Diploma in Vehicle Maintenance and repair.

- **Other options may include:**

- A Modern Apprenticeship in Vehicle Maintenance and Repair.
- Progression onto IMI Level 2 Vehicle Maintenance and Repair.

You will discuss all these options and anything else with your Personal Development Advisor (PDA) during your personal interviews throughout the year and specifically when discussing progression.

Engineering Craft

Motor Vehicle Courses	SCQF	Mode of study
Access to Motor Vehicle (Jan Start)	3	Full time
IMI Level 1 Vehicle Maintenance & Repair	4	Full time
IMI Level 2 Vehicle Maintenance & Repair	5	Full time

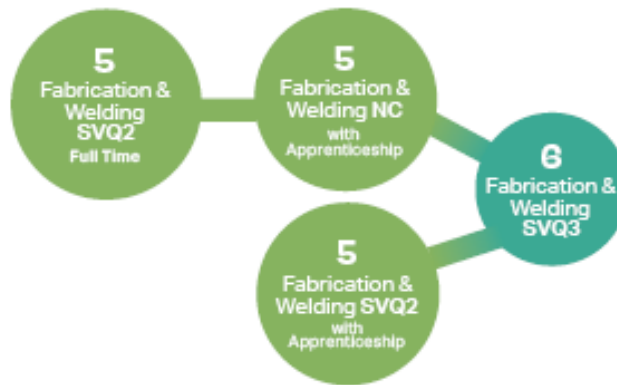
Fabrication & Welding Courses	SCQF	Mode of study
Fabrication and Welding SVQ2	5	Full time
Fabrication and Welding SVQ2 & NC	5	Block release
Fabrication and Welding SVQ3	6	Work Based

Mechanical Engineering Courses	SCQF	Mode of study
Engineering Practice NC	5	Full time
Performing Engineering Operations (Mechanical) SVQ 2 Apprenticeship	5	Block release
Performing Engineering Operations (Mechanical/ Electrical) SVQ 2 Apprenticeship	6	Block release
Engineering Maintenance (Mechanical) SVQ 3	6/7	Work Based
Engineering Maintenance (Electrical) SVQ 3	6/7	Work Based
Engineering Maintenance (Multi-skilled) SVQ 3	6/7	Work Based

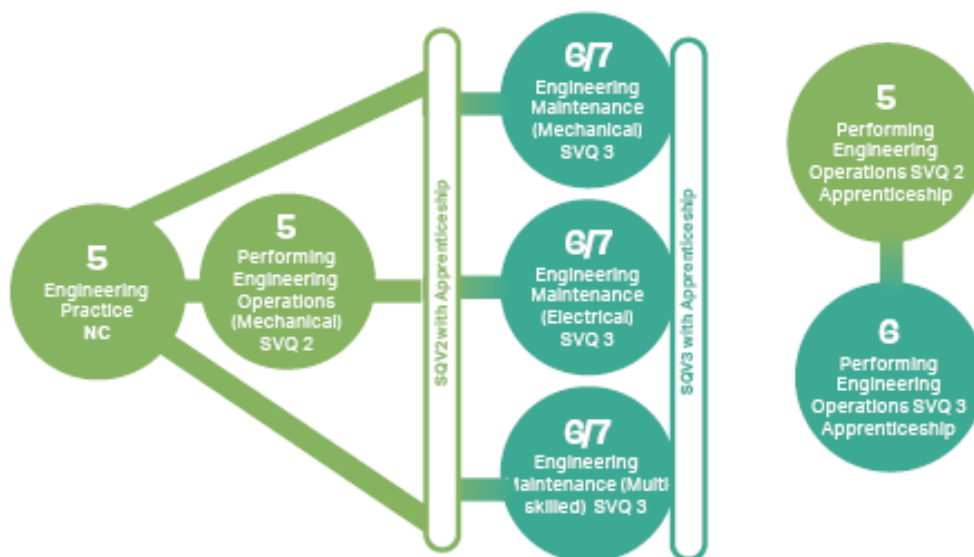
Motor Vehicle progression route



Fabrication & Welding progression route



Mechanical Engineering progression route



Get Tech Ready

You will be using lots of different digital tools and systems as a student with us.


The following information will help you prepare for starting your studies.

We have also listed some of the main services you will be using when you start with us:

MyDay, our student portal – Some of the key tiles include:

- Brightspace, our virtual learning environment
- Mail
- UHI Print
- Absences & Timetables

The screenshot shows the MyDay student portal dashboard. The top navigation bar includes the UHI logo, 'Student Home', and 'PERSONALISE'. The main content area features a large banner with the text '81% Student satisfaction Sàsachadh oileanach'. To the right of the banner is a 'Newsroom' section with updates on 'Money May - Benefits, Grant Advice and Student Funding' and 'Who Cares? Scotland - Emergency Services Engagement Event'. Below the banner is a 'Research' section with various service tiles. The tiles include: Mahara, Webex, Dropbox, OneDrive, Outlook, Tasks, Access Portal, Brightspace, Handshake, UHI Print, Referencing, Service Desk, The Red Button, Library Account, UHI Records, Chat to Servicedesk, My Student ID, and Essential Skills. The left sidebar contains navigation options such as 'Send feedback', 'DASHBOARDS', 'NAVIGATION', 'Academic Calendar', 'Student Information', 'Library Resources', 'Support for students', 'Staff Information', 'UHI Inverness Staff', 'Inverness Local Jobs', 'Inverness Student Tiles', and 'APPS' (Mail, Tasks).



Personal Support Whilst Learning

Congratulations on taking a brave step onto a new pathway to learning!

We understand that throughout the course of your learning journey you may experience personal difficulties or life events which make studying more challenging. Our aim is to offer the care, support and guidance required to help you achieve your goal of successfully completing your studies.

If you are studying full time at SCQF Level 6 or below (Further Education **FE** level) you will be assigned to a **Personal Development Advisor (PDA)**.

Your **PDA** should be **your first point of contact** for any support needs, queries or concerns you may have.

Your PDA


We have a team of Personal Development Advisors (PDAs) who will be available to provide advice and guidance to support your personal development while you study with us. The PDA cannot provide academic support but is a focal point for pastoral care and will work in partnership with your academic teams to support you whilst you study.

Your PDA is Tabitha Rattray


If you need to see your PDA during College hours, you should make an appointment via email or in an emergency on the mobile number provided in this handbook or via the Student Support Centre.

General student support will also be offered through the Student Support Centre, which is open from 0830 to 1630, Monday to Friday, at Inverness Campus.

Your PDA can be contacted on:

 01463 273208 or Mobile: 07384 246 345

 Tabitha.Rattray.ic@uhi.ac.uk



If your PDA is not available, you can contact our Student Support team – Student.Support.ic@uhi.ac.uk

PDA Time

You will be scheduled to have specific time with your PDA throughout the course of the year. It is very important that you attend these sessions as they are designed to help you manage your wellbeing and ability to study effectively.

Sessions could include:

- Induction and orientation information
- Team building activities
- Wellbeing and resilience tools
- Coping with stress strategies
- Employability, careers advice and preparation
- Finance and budgeting information, support, and guidance

Your PDA can also help you with a wide range of other concerns you may have such as:

- Attendance and attainment concerns
- Course information and choices
- Finance – funding support, applying for hardship funds, if required
- Help filling in forms – course and funding applications
- Accommodation – help and advice on where to look
- Childcare information – local nurseries
- Progression after your course – What to do next and where to look for help and support

Your PDA can also refer you to more specialist services for wellbeing, counselling, general and additional support for learning, funding, welfare needs and additional help and guidance for managing your transition into student life.

This list is by no means exhaustive. Your individual needs are important to us, whatever the situation, we will listen and try to help.

If your PDA is not available, you can drop into the Student Support Centre behind reception at the Inverness campus and the team will aim to provide the answers you need or find someone who can.

The Student Support Centre is open from 0830 to 1630, Monday to Friday.

Alternatively, you can contact us –



01463 273208



Student.Support.ic@uhi.ac.uk

Recommended Texts / Reading List

There are no set recommended texts for this course, but your tutors may advise further reading pertaining to individual subjects.

You can take out 15 books at a time from the Library and there is a drop-box and in the Ground Floor Atrium where you can leave books if the Library is closed.

Lost Property

Lost property can be handed in to the reception desk at the Inverness campus or Balloch campus. Items such as clothing, bags shoes will be held for **one month** only. After such time these will be sent to local charities. Items such as earphones and water bottles will be destroyed after **one month**. Valuables items (passports, driving licences, mobiles, purses, wallets, bags and jewellery) will be taken to the Police on a **monthly** basis.

Bank cards are **not** considered valuable and will be kept for **one** week before being destroyed by the Estates Team or our Data Protection Officer, who will shred on our behalf.

Items containing food or drink will be disposed of immediately.

Opening Times

Opening times can be viewed on our webpage. Please select the relevant campus:

[Study - Our campuses \(uhi.ac.uk\)](#)

References

Useful information about UHI Inverness

Includes strategies, publications and Student Code of Conduct

[About us - Publications \(uhi.ac.uk\)](#)